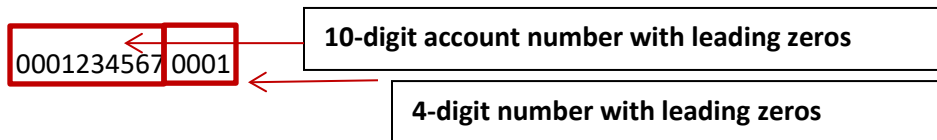


TruMark Financial's Loan Payment Service

Pay your TruMark Financial loan online via one-time payment or set-up a recurring payment. Here's how:

1. Enter your account number.
 - a. Mortgage loans – The account number will be the 10-digit Loan Number on your monthly billing statement. **For example:** 0020000111
 - b. All other loans - The account number will be your TruMark Financial account number and loan ID preceded by as many zeros as needed to make the account number 10 digits and your loan ID preceded by as many zeros as needed to make the loan ID 4 digits for a total 14-digit account number. **For example:**

If your account number is 1234567 and your loan ID is 01 your enrollment number would be 00012345670001



2. Enter the last four digits of the primary member's Social Security number
3. Click "Continue"



Welcome to TruMark Financial's Online Loan Payment Service

Log In Enter your User Name and Password below to Log In. <input type="text"/> User Name: <input type="password"/> Password: <input type="submit" value="Submit"/> Forgot Password	Pay Your Bill Now You can now pay your bills online without signing up by entering your account number and zip code below. Account Number: <input type="text"/> *Security Key 1 – Last 4 Digits of SSN: <input type="text"/> <input type="submit" value="Continue"/> After you pay your bill, you will be offered the opportunity to sign up for additional bill pay features.	Sign Up Now! Sign up to enjoy these benefits: <ul style="list-style-type: none">Flexibility: Schedule your payments in advance.Security: Select your own user name and password.Convenience: No more stamps or paper checks. What other features can I get? <ul style="list-style-type: none">13 months of online bills and payment history.Schedule automatic payments.Mobile or email alerts – you decide. Sign Up Now!
--	--	---

[Contact Us](#)

©2015 Online Resources

4. Select how you would like to pay from the “Select Funding Account” drop down menu.



Pay Your Bill Now

Already signed up? | [Log In](#)

Name on Account Doe, John
Account Number xxxxxx7
Amount Due **\$502.00**
Due Date 08/28/2015

Select Funding Account

[Contact Us](#) ©2015 Online Resources

5. Select the payment **date** and the **amount** to be paid. If a Mortgage loan, select the payment **type**.

1. Enter Payment Info | 2. Review Payment Info | 3. Confirmation

Please enter your payment information All Fields are Required

Name on Account Doe, John
Account Number xxxxxx7
Amount Due **\$4.38**
Payment Date


Amount to be Paid **\$4.38** (Minimum Payment) \$ (Other Amount)



* Loan Description: Mortgage
* Payment Type:
Name On Bank Account
Routing Number (ABA)
Bank Account Number (DDA)
*State
*Zip

Account Type Personal Checking
 Personal Savings
 Business Checking
 Business Savings


- a. If “New Checking/Savings account” is selected, the following payment information will be needed:

Please enter your payment information All Fields are Required

Name on Account: Doe, John
Account Number: xxxxxx7
Amount Due: \$502.00
Payment Date: 09/23/2015 

Amount to be Paid: \$502.00 (Minimum Payment) 
 \$ 502.00 (Other Amount) 

* Loan Description: PLATINUM REWARDS VISA

Name On Bank Account: John Doe
Routing Number (ABA): 123456789 (see image below)
Bank Account Number (DDA): 1234567 (see image below)
*State: New Jersey 
*Zip: 00000

Account Type: Choose One
 Personal Checking
 Personal Savings
 Business Checking
 Business Savings

[Continue](#) [Cancel](#)

John Doe 1001
123 10th Avenue
Whereville, NJ 00000

DATE _____

PAY TO THE ORDER OF _____ \$ _____
DOLLARS

⑆ 123456789 ⑆ 1234567 1001












Routing Number (ABA) Account Number (DDA)

- b. If "New Debit Card" is selected, the following payment information will be needed:

Pay Your Bill Now

1. Enter Payment Info | 2. Review Payment Info | 3. Confirmation

Please enter your payment information All Fields are Required

Name on Account	Doe, John
Account Number	xxxxx7
Amount Due	\$502.00
Payment Date	09/23/2015 
Amount to be Paid	<input checked="" type="radio"/> \$502.00 (Minimum Payment)  <input type="radio"/> \$ 502.00 (Other Amount) 
Loan Description:	PLATINUM REWARDS VISA
Card Type	MasterCard 
Card Number	12345678912
Name on Card	John Doe 
Card Security Value	000  (req'd for same day payments only)
	 
	Click on the card image to see the required field.
Card Expiration Date	09  2020 
Card's Billing Zip Code	00000
State	New Jersey 






[Continue](#) [Cancel](#)

- c. If “New ATM Card” is selected, the following payment information will be needed:

Pay Your Bill Now

1. Enter Payment Info | 2. Review Payment Info | 3. Confirmation

Please enter your payment information All Fields are Required

Name on Account	Doe, John
Account Number	xxxxxx7
Amount Due	\$502.00
Payment Date	09/23/2015 
Amount to be Paid	<input checked="" type="radio"/> \$502.00 (Minimum Payment)  <input type="radio"/> \$ 502.00 (Other Amount) 
Loan Description:	PLATINUM REWARDS VISA
ATM Card Number	123456789123
Name on ATM Card	John Doe 
Zip	00000
State	New Jersey 

[Continue](#) [Cancel](#)

6. Click “Continue”

7. Review your payment information and click the box to accept the Terms and Conditions
8. Click "Submit"

Pay Your Bill Now

1. Enter Payment Info | 2. Review Payment Info | 3. Confirmation

Review the information below and then click the Submit button to confirm your payment.

Name on Account	Doe, John
Account Number	xxxxxx7
Amount Due	\$502.00
Payment Date	08/25/2015
Amount to be Paid	\$502.00 (edit)
Total	\$502.00
Loan Description:	PLATINUM REWARDS VISA
ATM Card Number	xxxxxxxxxxxx0

Terms and Conditions

General

Please read the following terms and conditions of use carefully. By using this service, or permitting any other person or other entity to use this service on your behalf, you acknowledge that you have read these terms and

I have read and agree to the Terms and Conditions



[Submit](#) [Modify](#) [Cancel](#)

[Contact Us](#)

©2015 Online Resources

9. Set up your account to easily make payments in the future
 - a. Enter your email address
 - b. Enter a User Name and Password. Your User Name and Password will be used to log in next time.
 - c. Click "Create My Account"

Pay Your Bill Now

<p>1. Enter Payment Info 2. Review Payment Info 3. Confirmation</p>		<p>Sign Up Now!</p> <p>Sign up to enjoy these benefits:</p> <ul style="list-style-type: none"> • Flexibility: Schedule your payments in advance • Security: Select your own user name and password • Convenience: No more stamps or paper checks <p>What other features can I get?</p> <ul style="list-style-type: none"> • 13 months of online bills and payment history • Schedule automatic payments • Mobile or email alerts -- you decide. <p>▶ Sign Up Now!</p>
<p>Your payment has been successfully scheduled It will be posted in approximately one business day.</p> <p style="text-align: right;"> Print</p>		
Confirmation Number	7346942	
Amount to be Paid	\$502.00	
Total	\$502.00	
Loan Description:	PLATINUM REWARDS VISA	
Payment Method	ATM Card	
ATM Card Number	xxxxxxxxxxxx0	
Payment Posting Date	08/25/2015 	

Receive an email confirmation and set up your account
Enter your email address and receive an email confirmation of this payment. Then enter a user name and password to log in next time. Your user name and password will be your log in information.

Email Address	<input type="text" value="Doe@yahoo.com"/>
User Name	<input type="text" value="Doe@yahoo.com"/> (The user name must be a minimum of 8 and a maximum of 32 alphabetic and/or numeric characters. The user name cannot contain special characters or spaces)
Password	<input type="password" value="xxxxxxxx"/> (Must be at least 8 characters long and contain at least one number.)
Re-type Password	<input type="password" value="xxxxxxxx"/>
Customer Name	<input type="text" value="John Doe"/>

10. Enter your information
11. Click the box to accept the Terms and Conditions
12. Click "Submit"

Welcome to the Biller Payment Service

Already signed up? | [Log In](#)

What information of mine is being stored?
 We are storing your billing account and funding account information for quick and easy retrieval when you log back in, as well as the information you enter below. The information below will be your way of logging back into this site.

Once you have finished entering your information below, click the Submit button.

*Customer Name

*Account Number

*Security Key 1 – Last 4 Digits of SSN

*Email Address

*User Name 1

*Password 1

*Confirm Password

Contact Phone Number

Terms and Conditions

General

Please read the following terms and conditions of use carefully. By using this service, or permitting any other person or other entity to use this service on your behalf, you acknowledge that you have read these terms and

The customer has been presented with and understands the Terms and Conditions

Sign Up Now!

Sign up to enjoy these benefits:

- Flexibility: Schedule your payments in advance
- Security: Select your own user name and password
- Convenience: No more stamps or paper checks

What other features can I get?

- 13 months of online bills and payment history
- Schedule automatic payments
- Mobile or email alerts -- you decide.

[Sign Up Now!](#)

[Contact Us](#)

©2015 Online Resources